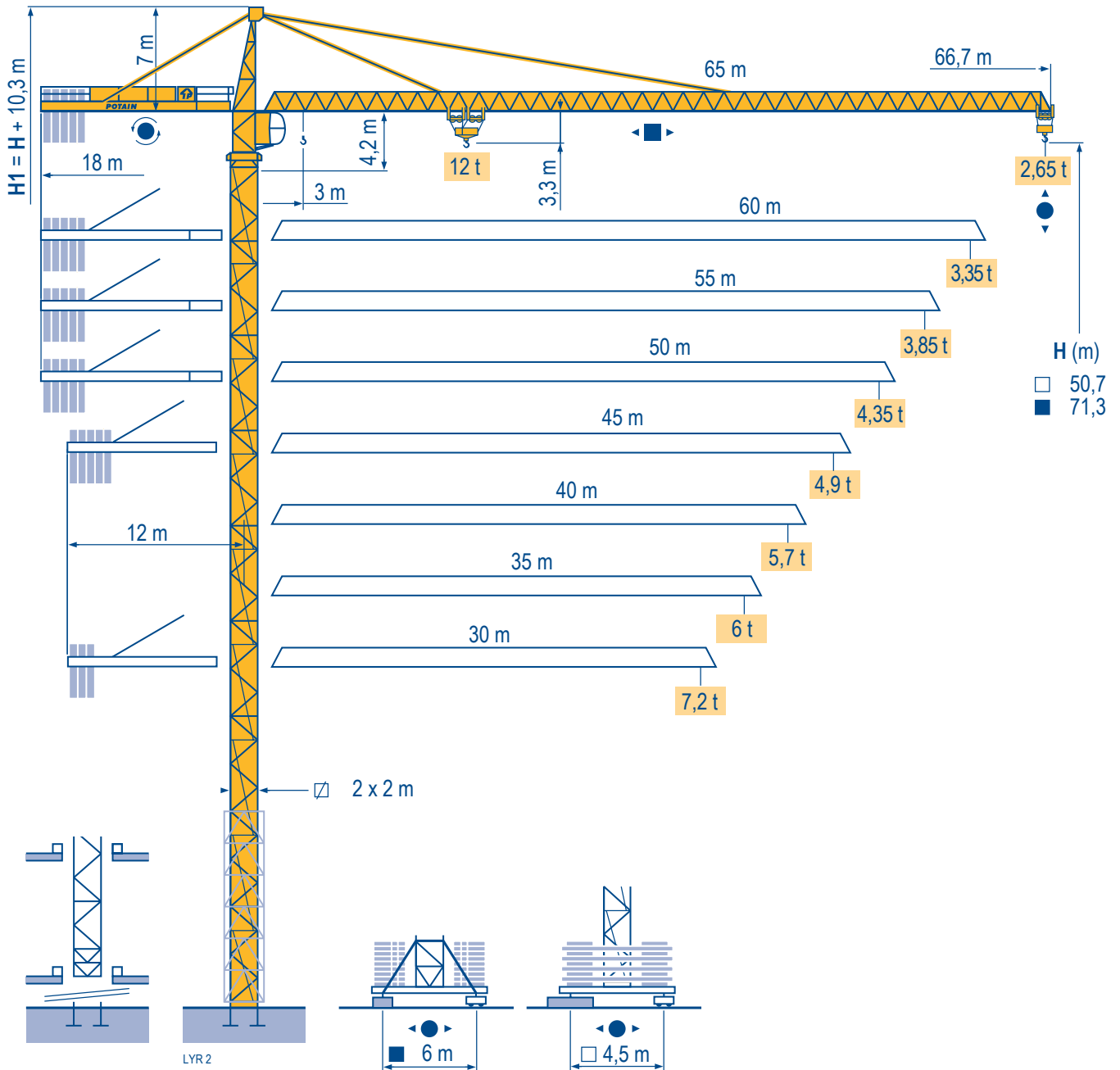
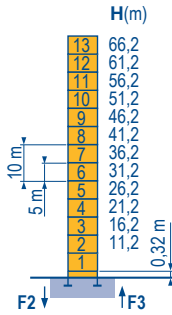


MD 265 B1 J12

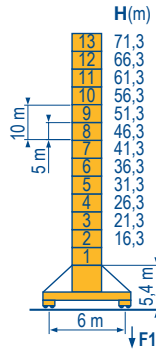


Mat / Réactions \square 2 m
 Maste / Eckdrücke \square 30 m \Rightarrow 65 m
 Masts / Reactions
 Mástil / Reacciones
 Torre / Reazioni
 Tramo / Reações

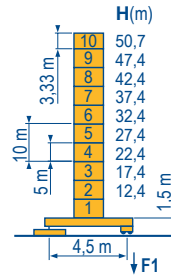
LVR 1



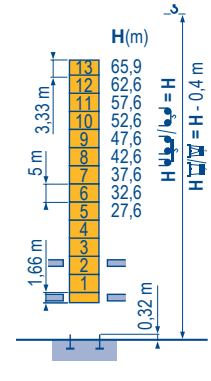
P 61 A	
F2	● 166 t
	■ 224 t
F3	● 114 t
	■ 177 t
	▲ 73 t



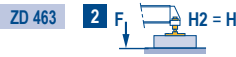
V 60 A	
F1	● 114 t
	■ 147 t
	▲ 86 t



ZD 463	
F1	● 96 t
	■ 96 t
	▲ 78 t

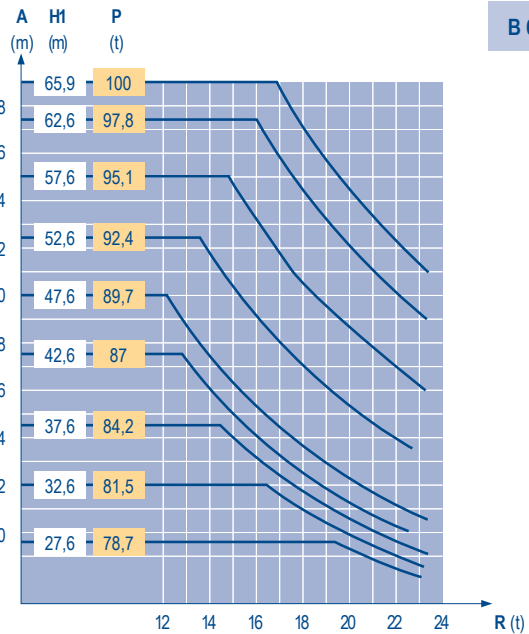
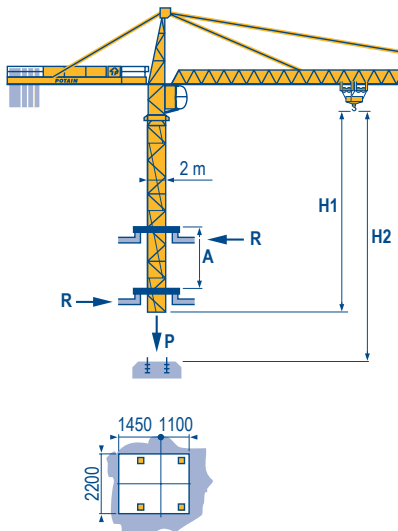


B 60 A	
F1	● 96 t
	■ 96 t
	▲ 78 t



Télescopage sur dalles
 Kletterkrane im Gebäude
 Climbing crane
 Telescopage gruas trepadoras
 Gru in cavedio
 Telescopagem sobre lages

LVR 1



TOPKIT
 MD 265 B1 J12

POTAIN

F	D	GB	E	I	P
● Réactions en service	● Reaktionskräfte in Betrieb	● Reactions in service	● Reacciones en servicio	● Reazioni in servizio	● Reações em serviço
■ Réactions hors service	■ Reaktionskräfte außer Betrieb	■ Reactions out of service	■ Reacciones fuera de servicio	■ Reazioni fuori servizio	■ Reações fora de serviço
▲ A vide sans lest (ni train de transport) avec flèche et hauteur maximum.	▲ Ohne Last, Ballast (und Transportachse), mit Maximalausleger und Maximalhöhe.	▲ Without load, ballast (or transport axles), with maximum jib and maximum height.	▲ Sin carga, sin lastre, (ni tren de transporte), flecha y altura máxima.	▲ A vuoto, senza zavorra (ne assali di trasporto) con braccio massimo e altezza massima.	▲ Sem carga (nem trem de transporte)- sem lastro com lança e altura máximas.
i Nous consulter	▲ Auf Anfrage	▲ Consult us	▲ Consultarnos	▲ Consultateci	▲ Consultar-nos

Courbes de charges

Lastkurven

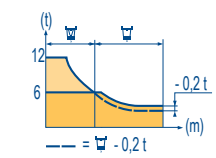
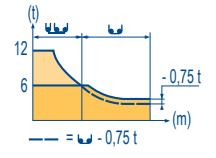

Load diagrams

Curvas de cargas

Curve di carico

Curva de cargas

LVR 1



Lest de contre-flèche

Gegenauslegerballast

Counter-jib ballast

Lastre de contra flecha

Contrappeso

Lastros da contra lança

LVR 2

	4 600 - 4 200 - 3 400 - 2 300 kg		4 200 - 700 kg	
		50 - 75 - 100 LVF (kg)	50 - 75 - 100 LVF (kg)	150 LCC (kg)
65 m	18 m	19 900	18 m	17 500
60 m	18 m	18 400	18 m	16 800
55 m	18 m	16 000	18 m	14 000
50 m	18 m	13 700	18 m	11 900
45 m	12 m	25 200	12 m	23 800
40 m	12 m	24 100	12 m	21 700
35 m	12 m	20 600	12 m	18 200
30 m	12 m	16 000	12 m	14 000

Lest de base

Grundballast

Base ballast

Lastre de base

Zavorra di base

Lastros da base

LVR 1

V	H (m)	H (m)												
		71,3	66,3	61,3	56,3	51,3	46,3	41,3	36,3	31,3	26,3	21,3	16,3	
2 m	V 60 A	132	96	72	60	36	36	36	36	36	36	36	36	36
2 m	ZD 463	75	75	75	75	75	75	75	75	75	75	75	75	75

Ancrages

Verankerungen

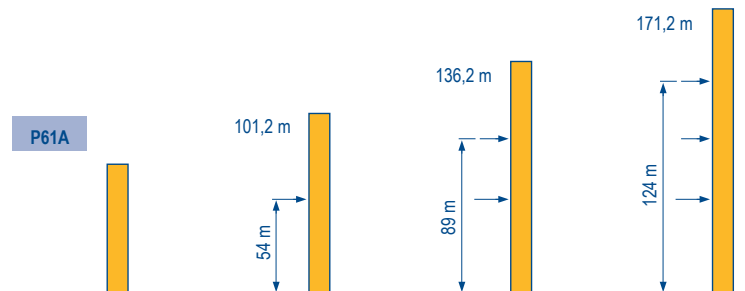
Anchorage

Anclaje

Ancoraggio

Ancoragem

LVR 1



TOPKIT



MD 265 B1 J12

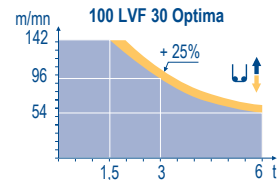
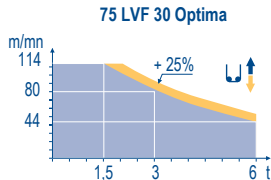
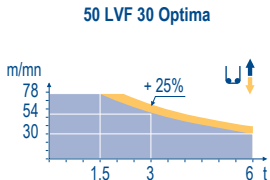


	F	D	GB	E	I	P
A	Distance entre cadres	Abstand zwischen den Rahmen	Distance between collars	Distancia entra marcos	Distanza fra i telai	Distância entre quadros
H1	Hauteur grue	Kranhöhe	Crane height	Altura grúa	Altezza gru	Altura da grua
P	Poids de la grue(en service)	Krangewicht (in Betrieb)	Crane weight (in service)	Peso de la grúa (en servicio)	Peso della gru (in servizio)	Peso da grua (em serviço)
R	Réaction horizontale	Horizontalkräfte	Horizontal reaction	Reaccion horizontal	Reazione orizzontale	Reacção horizontal
	Voir télescopage sur dalles	Siehe Kletterkrane im Gebäude	See climbing crane	Veja grua trepadora	Consultare gru in cavedio	Ver telescopagem sobre lages


Mécanismes
Antriebe
Mechanisms
Meccanismi
Mecanismos


LYR 4

		↕ ↑					↕ ↕ ↑					ch - PS hp	kW	
↕	50 LVF 30 Optima	m/min	2,4 → 9,6 → 30 → 38 → 54 → 78						1,2 → 4,8 → 15 → 19 → 27 → 39	50	37	340 m		
		t	6 6 6 4,5 3 1,5						12 12 12 9 6 3					
	75 LVF 30 Optima	m/min	0 → 44 → 56 → 80 → 114						0 → 22 → 28 → 40 → 57	75	55	570 m		
		t	6 4,5 3 1,5						12 9 6 3					
↕	100 LVF 30 Optima	m/min	0 → 54 → 68 → 96 → 142						0 → 27 → 34 → 48 → 71	100	75	1019 m		
		t	6 4,5 3 1,5						12 9 6 3					
↔	6 DVF 4	m/min	0 → 50 (12 t) 0 → 100 (6 t) 0 → 120 (3 t)									5,5	4	
↻	RVF 152 Optima	tr/min U/min rpm	0 → 0,7									2 x 5,5	2 x 4	
↔	ZD 463 RT 443 A1 2V	m/min	15 - 30									4 x 5	4 x 3,7	
↔	V 60 A RT 544 A1 2V R ≥ 13 m	m/min	13,5 - 27									4 x 7	4 x 5,2	
		CEI 38			IEC 38		kVA							
		400 V (+6% -10%) 50 Hz					50 LVF : 70 kVA 75 LVF : 95 kVA 100 LVF : 120 kVA 150 LCC : 170 kVA							



- | | | | | | | | | | | | |
|--|--------------|---|------------|---|------------|---|-------------|---|--------------|---|--------------|
| F | Levage | D | Heben | GB | Hoisting | E | Elevación | I | Sollevamento | P | Elevação |
|  | Distribution |  | Katzfahren |  | Trolleying |  | Orientación |  | Rotazione |  | Distribuição |
|  | Orientation |  | Schwenken |  | Slewing |  | Traslación |  | Rotazione |  | Rotação |
|  | Translation |  | Kranfahren |  | Travelling | | |  | Traslazione |  | Translação |

 Document commercial non contractuel. Pour toute information technique se référer à la notice correspondante. Unverbindliches Vertriebsdokument. Für technische Informationen, siehe die entsprechenden Anweisungen. This commercial document is not legally binding. For any technical information, please refer to the corresponding instructions. Documento comercial no contractuel. Para cualquier información técnica, ver la noticia correspondiente. Documento commerciale non vincolante, per tutte le informazioni tecniche fare riferimento al catalogo istruzioni. Documento comercial não contractual. Para qualquer informação técnica complementar consultar as respectivas instruções.





Americas
Tel : +1 888 479 7278
Tel : +1 717 593 2000

Europe - Middle East - Africa
Tel : +33 (0) 4 72 81 50 00
Tel : +44 (0) 191 522 2000

Asia - Pacific
Tel : +65 6264 1188
Fax : +65 6862 4142

www.manitowoccrane.com

**18, rue de Charbonnières - B.R.173
69132 ECULLY Cedex - France**
Tél. : +33 (0) 4 72 18 20 20
Fax. : +33 (0) 4 72 18 20 00
www.manitowoccrane.com

TOPKIT MD 265 B1 J12
Réf. 2003 48 LYR 4

Copyright.Reproduction interdite © POTAIN 2003

Réalisation Sedoc